

You need to have the relevant knowledge and skills for navigating waters even if your watercraft has a 30 hp or smaller engine and a skipper of recreational craft certificate is not required!

A life jacket only works if it meets manufacturing requirements, has a CE marking, is of the right size and is worn properly.

ALWAYS WEAR A LIFE JACKET AND SET AN EXAMPLE!



GOOD CONDUCT ON WATER AND IN PORT

- Be respectful of your fellow sailors and avoid performing dangerous manoeuvres!
- Do not anchor in the middle of a river or opposite to the direction of traffic!
- Be very careful when navigating or being anchored on a curvy and winding river.
- Sail slowly near ports and beaches.
- Give way in straits.
- Protect the environment – throw waste into waste bins at a port and do not dump anything into the water!
- Sail sober! Even a small amount of alcohol affects your attentiveness and piloting skills.

RESPONSIBILITIES OF A SKIPPER OF A RECREATIONAL CRAFT

- The skipper of a recreational craft is responsible for the safe operation of the craft and people on board are obliged to follow the skipper's orders.
- You must not endanger passengers and other sailors or damage the surrounding environment and create pollution when operating a recreational craft.
- The skipper of a recreational craft must ensure the good technical condition, the presence and serviceability of safety and other mandatory equipment and the safe operation of the recreational craft.



TRANSPORDIAMET

Reminder for sailing in inland waters



REMINDER FOR SAILING IN INLAND WATERS


- The recreational craft must be registered to sail on navigable inland waters.
- You must have a document verifying your right to navigate a recreational craft with an engine power over 25 kW or a sail area over 25 m².
- If the skipper of the recreational craft has a personal identification document with them then it is not necessary for them to carry the registration certificate of a recreational craft registered in Estonia if they are registered in the traffic register as the owner, an authorised user or a user, or if the owner, an authorised user or a user is on the recreational craft.
- Mandatory equipment on a D or C category recreational craft: life jackets (including 50 N buoyancy aid), an anchor, paddles, a compass, a bilge pump or baler, a fog horn or whistle, waste collection devices, a 2 kg fire extinguisher with a valid inspection tag (if using an open flame heating element, flammable liquids or gas devices, an inboard engine or an outboard engine with a power output exceeding 25 kW), navigation lights.

EQUIPMENT LIST



- **Make sure that your watercraft is in working order – if you have any doubts, consult a specialist.**

MAKE SURE YOU KNOW THE PROCEDURES OF NAVIGATING INLAND WATERS:



SOME SIGNS USED ON ESTONIAN INLAND WATERS:

A.9
NO WAKE



or



B.6
SPEED LIMIT (KM/H)



E.11
END OF PROHIBITIONS AND RESTRICTIONS

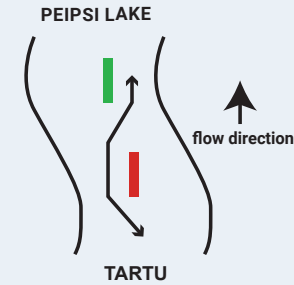


A-flag

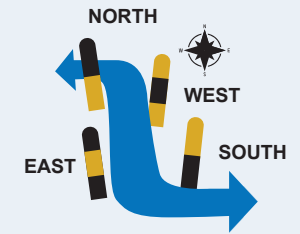
is raised in the most visible spot and indicates that a scuba diver has dived from the ship or recreational craft and/or that underwater work is being conducted.



No wake zone at the Rebase street boat ramp in Tartu.




LATERAL MARKS



CARDINAL MARKS

If you plan to navigate transboundary waters (Narva River, Narva Reservoir, Lake Peipus, Lake Pihkva and Lake Lämmijärv), make sure you know the border regime guidelines.



BORDER REGIME QR-CODE



FLOATING CRAFTS ARE ALLOWED TO APPROACH THE BORDER AS FOLLOWS:

On Lake Peipus up to **200 metres away**; on the Narva Reservoir, Lake Lämmijärv and Lake Pihkva up to **50 metres away**.



Border regime zone buoy.